

**UCG150-12**



**Physical Specification**

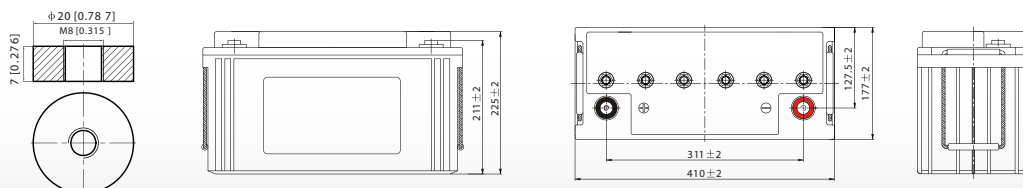
Part Number:	<b>UCG150-12</b>
Length:	<b>485 ± 2 mm (19.09 inches)</b>
Width:	<b>170 ± 2 mm (6.69 inches)</b>
Container Height:	<b>240 ± 2 mm (9.45 inches)</b>
Total Height (with terminal):	<b>240 ± 2 mm (9.45 inches)</b>
Approx Weight:	<b>Approx 44 kg</b>

**Specifications**

	Nominal Voltage	12V
	Nominal Capacity (10HR)	150AH
<b>Terminal Type</b>	Standard Terminal	F10
	Optional Terminal	F11
<b>Container Material</b>	Standard Option	ABS
	Flame Retardant Option (FR)	ABS (UL94:VO)
<b>Rated Capacity</b>	160.8 AH/8.04A	(20hr, 1.80V/cell, 25°C / 77°F)
	150.0 AH/15.0A	(10hr, 1.80V/cell, 25°C / 77°F)
	131.6 AH/26.3A	(5hr, 1.75V/cell, 25°C / 77°F)
	119.3 AH/39.8A	(3hr, 1.75V/cell, 25°C / 77°F)
	96.9 AH/96.9A	(1hr, 1.60V/cell, 25°C / 77°F)
<b>Max Discharge Current</b>	1500A (5s)	
<b>Internal Resistance</b>	Approx 2.5mΩ	
<b>Discharge Characteristics</b>	Operating Temp. Range	Discharge: -20 ~ 55°C (-4 ~ 131°F)
		Charge: 0 ~ 40°C (32 ~ 104°F)
		Storage: -20 ~ 50°C (-4 ~ 122°F)
	Nominal Operating Temp. Range	25 ± 3°C (77 ± 5°F)
	Cycle Use	Initial Charging Current less than 45.0A. Voltage 14.4V ~ 15.0V at 25°C (77°F) Temp. Coefficient -30mV/°C
	Standby Use	No limit on Initial Charging Current Voltage 13.5V ~ 13.8V at 25°C (77°F) Temp. Coefficient -20mV/°C
	Capacity affected by Temperature	40°C (104°F) 103% 25°C (77°F) 100% 0°C (32°F) 86%
<b>Design Floating Life at 20°C</b>	15 Years	
<b>Self Discharge</b>	Ultracell batteries may be stored for up to 6 months at 25°C(77°F) and then a refresh charge is required. For higher temperatures the time interval will be shorter.	

**Dimensions**

**F11 Terminal**



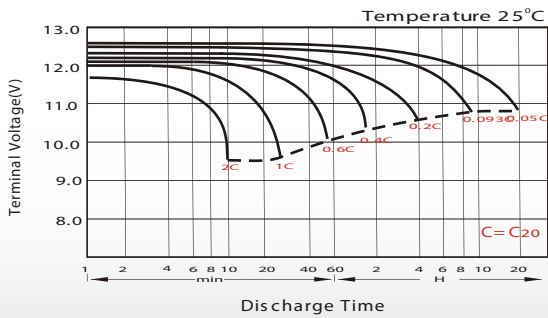
## Constant Current Discharge (Amperes) at 25 °C (77°F)

F.V/Time	10min	15min	20min	30min	45min	1h	2h	3h	4h	5h	6h	8h	10h	20h
1.85V/cell	219.6	184.8	161.5	116.2	92.3	74.9	46.5	36.3	29.4	23.9	20.8	17.0	14.2	7.97
1.80V/cell	280.6	223.3	190.9	137.1	107.3	83.9	50.8	39.0	31.4	25.6	22.3	18.0	15.0	8.04
1.75V/cell	308.3	243.9	205.3	142.3	111.4	87.8	52.7	39.8	32.1	26.3	23.0	18.3	15.2	8.12
1.70V/cell	336.1	260.4	215.8	148.2	115.8	90.5	54.8	40.9	32.9	27.0	23.4	18.6	15.3	8.27
1.65V/cell	362.7	276.9	229.2	156.3	118.7	93.6	56.3	42.6	34.1	27.7	23.9	18.9	15.6	8.37
1.60V/cell	393.8	296.1	244.2	165.0	123.8	96.9	58.2	43.9	35.1	28.6	24.5	19.1	15.8	8.42

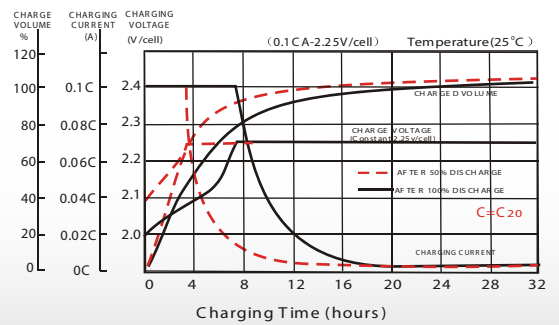
## Constant Power Discharge (Watts) at 25 °C (77°F)

F.V/Time	10min	15min	20min	30min	45min	1h	2h	3h	4h	5h	6h	8h	10h	20h
1.85V/cell	409.8	348.4	307.7	223.3	178.5	145.4	90.7	70.9	57.5	46.9	41.1	33.6	28.0	15.9
1.80V/cell	516.6	414.7	358.2	260.3	205.9	161.9	98.3	75.9	61.1	50.2	44.0	35.6	29.7	16.1
1.75V/cell	560.6	448.6	382.2	268.9	212.7	168.7	101.7	77.1	62.4	51.4	45.1	36.2	30.0	16.2
1.70V/cell	602.5	475.4	399.4	278.8	220.6	173.6	105.5	79.0	63.9	52.6	46.0	36.7	30.2	16.5
1.65V/cell	645.6	502.2	422.3	292.8	225.2	178.8	108.1	82.2	65.9	54.0	46.9	37.2	30.8	16.7
1.60V/cell	689.0	530.7	445.2	306.0	232.6	183.7	111.1	84.3	67.7	55.5	47.8	37.5	31.1	16.8

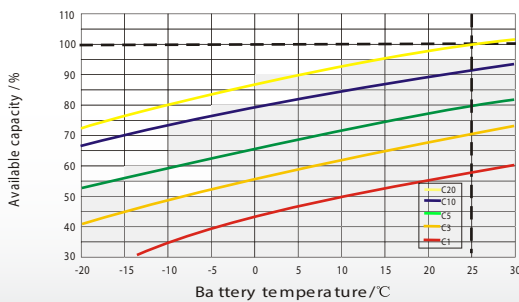
### Discharge Characteristics



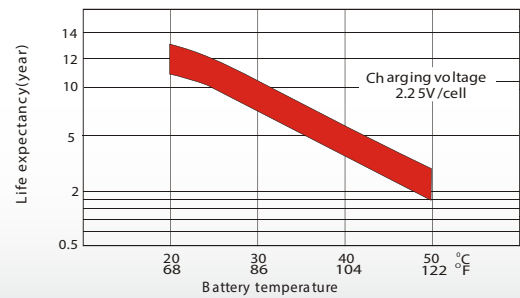
### Float Charging Characteristics



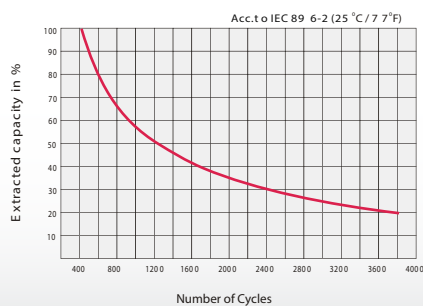
### Temperature Effects in Relation to Battery Capacity



### Effect of Temperature on Long Term Float Life



### Cycle Life in Relation to Depth of Discharge



### General Relation of Capacity VS. Storage Time

